

Teddy bear's picnic



Family Maths
Toolkit

Talk about

The toys are buying food for the teddy bear's picnic. Choose 3 or 4 toys to go on the picnic.

Put simple prices on some items from the food cupboard. For example, one biscuit could cost 5p, or a carrot could cost 2p. Keep all prices under 10p.

Play and explore

Use coins 1p, 2p, 5p and 10p.

Give each toy some coins. The toys take it in turns to choose an item and pay for it with their coins. What do they choose?

Do the toys have any money left over? What could they do with it? Talk about saving it for another day, or spending it on another item of food, or giving it to a charity.

Apply to real life

Go to a local shop with some coins to spend. Look at prices and decide how to spend the money together.

Make it fun and praise your child's effort even if they are still learning the value of the coins.

You can use the pretend coins on the next page if you don't have real coins available. Cut them out and draw dots on the back to show how much they are worth - e.g. 2 dots for a 2p coin. This helps children understand the values of each coin



Family comments:

Child comments:



















































Curriculum Link

- Count reliably from 1-20
- Say one more or one less
- Start to add and subtract single digit numbers
- Key vocabulary - pence, coins, left-over, save, spend, price, value of coins

Teddy bear's picnic



Family Maths Toolkit

Toys' day out



Family Maths
Toolkit

Talk about

All the toys would like to have a day of fun. Look at pictures of a fair or theme park.

Play and explore

Make a pretend funfair for the toys to go on – perhaps a pretend swing, a roundabout, a car ride. Choose 3 or 4 toys to go on the pretend day out.


Choose a price for each of the 'rides'. Use coins 1p, 2p, 5p, 10p and 20p.

Give each toy some coins – will they each have the same? The toys take it in turns to choose a ride and pay for it with their coins.

(You can use the pretend coins on the next page if you don't have real coins available. Cut them out and draw dots on the back to show how much they are worth – e.g.. 2 dots for a 2p coin. This helps children understand the values of each coin)

Apply to real life


Is there somewhere like this you could go locally with some coins to spend? Look at prices and make choices of how to spend the money together. Make it fun and praise your child's effort even if they are still learning the value of the coins.



Toys' day out



Family Maths
Toolkit



Family comments:

Child comments:



Curriculum Link

- Count reliably from 1-20
- Say one more or one less
- Start to add and subtract single digit numbers
- Key vocabulary – coin, pence, price, enough, left-over, value of coins

Which coin?



Family Maths
Toolkit

Talk about

Look at some real coins from 1p to 20p and talk about the difference in shape, size and colour. Is the biggest coin worth the most?

Use counting to show that two 1p coins equals a 2p coin.

Play and explore

Cut out the coin cards to play a game of snap or a matching game. Ensure the game is fun and praise children for recognising the coins rather than winning the game.

Use the cards to develop the idea of 'equal value' of different coins. Encourage children to touch the coins as they count.

Place a mix of real coins in a bag and try to identify the coin by feeling.

Apply to real life

Visit a shop with some real coins and talk about what you can buy with them. Encourage spending within a set amount.

Talk about where you keep money - safely in a wallet or purse. Suggest children use a piggy bank or glass jar.



Family comments:

Child comments:



Curriculum Link

- Count reliably from 1-20
- Say one more or one less
- Start to add and subtract single digit numbers
- Key vocabulary – penny, pence, coins, same value

Which coin?



Family Maths
Toolkit

