

ICE CREAM BOT'S CAFÉ

Welcome to Ice Cream Bot's Café!

Ice Cream Bot is having a very busy day, maybe you could help him make some delicious ice creams?

Teacher Instructions:

- Decide on the budget for the students (suggested options: 20p, 50p, or £1).
- Cut out the coins (or get the students to) and give each student their budget amount using a mix of different coin values.
- Provide each student with an A4 blank cone sheet, cut-out sheets and a price list.
- Students are to cut and stick ice cream combinations on to their cone sheet within their budget.
- Encourage discussion about different ways to spend their budget.

Example:

1 vanilla scoop + 1 flake + 1 sauce

2p + 1p + 2p

Total = 5p



PRICE LIST

SAUCES

ONLY
2p
EACH

CHOCOLATE



CARAMEL



STRAWBERRY



TOFFEE



RASPBERRY



ADD A FLAKE



ONLY
1p
EACH

ICE CREAM

VANILLA
2p per scoop



CHOCOLATE
5p per scoop



STRAWBERRY
5p per scoop



MINT CHOC CHIP
10p per scoop

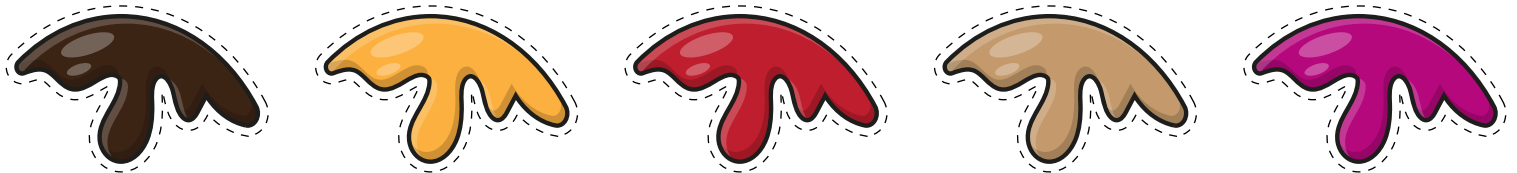
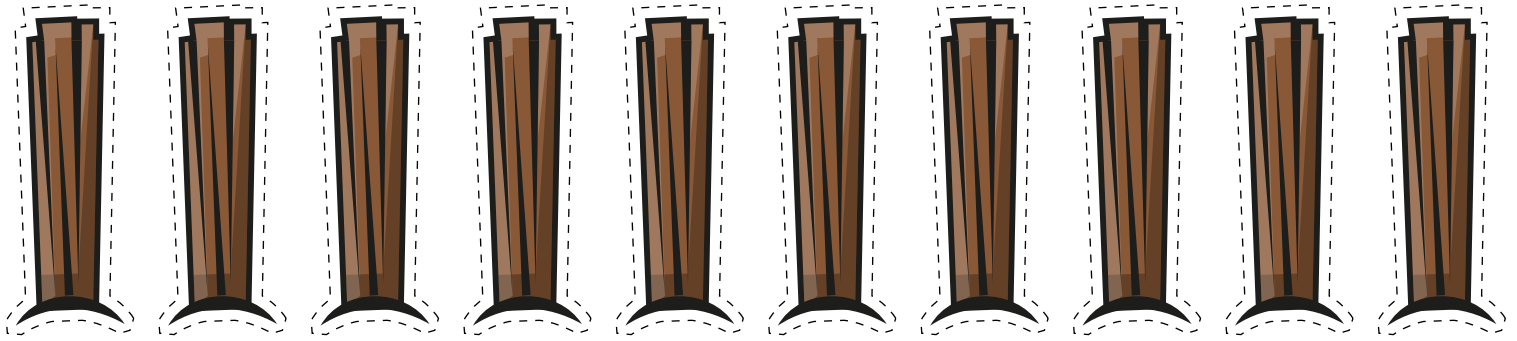


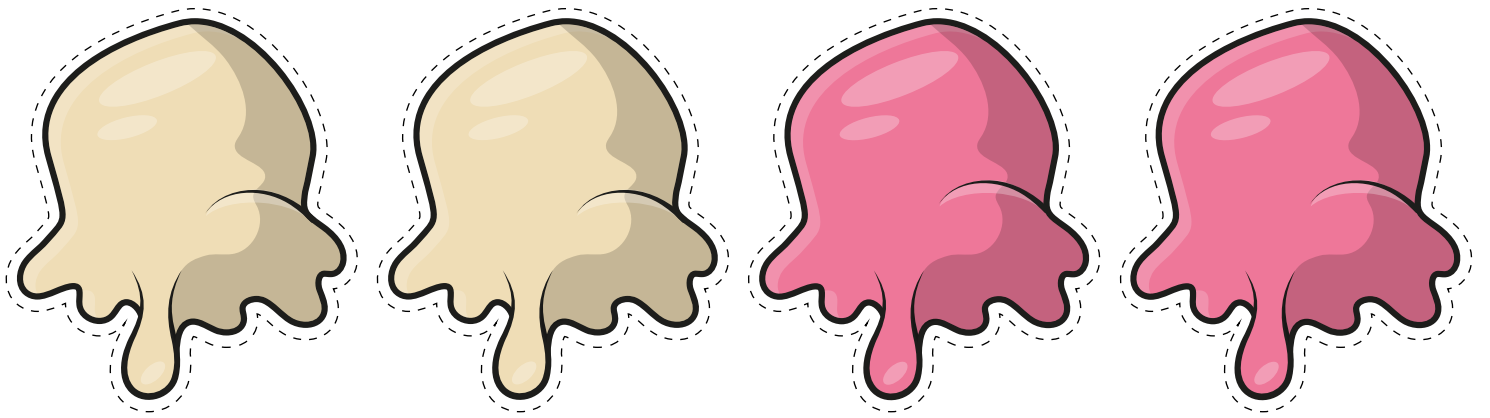


COOKIE DOUGH
10p per scoop



BUBBLEGUM
20p per scoop





NAME:

.....
.....

